

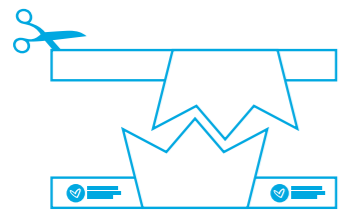




### ◆ WEARABLE CROWN

- ◆ **Instructions:** Print. Cut around outline of crown pieces. Wrap the two crown pieces loosely around head, lining up the bands on the sides. Mark with pencil. Use glue or tape to affix, with logo side facing out. Make sure to add photos of your team with the crown to the [Housekeeping Wall of Fame](#) beginning August 8 for a chance to win prizes.



**International Housekeeping Week 2019**



**International Housekeeping Week 2019**



## ★ CROWN PROP

- ★ **Instructions:** Print. Cut around outline of crown. Use as a decoration, photo prop, or whatever else you can think of to liven up your International Housekeeping Week celebration! Make sure to add photos of your team with the crown to the [Housekeeping Wall of Fame](#) beginning August 8 for a chance to win prizes.
- ★

